Clara Dreich.

Mlle Fabiani Baranne
Rue de Lac
Belgique
Gand

Mme
Mme
Rémi
Baines

15.
70
20
20

Brown Gilt
Vert
Brown
Stone

Allan LD ✓
Burke LD
Todd MD ✓
Boman LD ✓
Ainsworth LD
Robinson ED
Metcalfe LD ✓
McGrath MD
Davidson LD
Pennell LD ✓

Catlaw ✓ & Platton
14 Days.

Mr Jannet.
Waterman.

~~Stevens~~
Watson

Allan. LD ✓
Burke LD
Todd MD ✓
Borman. LD ✓
Ainsworth LD
Robinson ED
Metters LD ✓
McGrath MD
Davidson LD
Prowell LD ✓

Cattaw

Archibald
~~Billing~~
Rowe
Henderson
Watson

Archibald x ✓
Billing x ✓
Blakemore A x ✓
Blakemore J. x ✓
Benson x ✓
Brown G.H. x ✓
Brown G.A. x ✓
Brand x
Bowden x ✓
Curd x
Cullen x
Cooley x
Crawford x
Ridd x
Fitzpatrick
Giles x
Grey x ✓
Hearn x

Henderson x ✓
Holden x
~~Hawkins~~
Johnstone x ✓
Mahoney x ✓
Mc Gillen x ✓
~~McGillivray~~
Mc Farrow x
Mc Elrath x ✓
Rowe ✓ x
Robertson x ✓
Ross ✓ x
Stone ✓ x
Sibbald x
Sullivan x
Wright Deart x
Watson x
Wintle x

10 F. A. D.

1-5-1

10-15-11

9

10-14-11
10-10-0

10-9
14-4

5-11-5-1
5-0-4

10-14-11
1-15-11 1-8-8

25-1
5-11 1-10-14-4
1-5 -17-11

£10-11-5

34
31

70 98

105

2(210
10-10

8
31
31
28
75

150
7-1

8
31
31
28
8
103

208
10-6

8
31
31
28
31
28
157

134
15-4

5-4
4 10 6
5 13 6

7 5 10
7-5-1
7-17-6
7-1

11-6
6-10 6
7-17 6
13-3
7-5-1

10-15-
10-6
1 9

Chalmers. L 23747
Talmie H 11551
Badman A.G. 6/3243

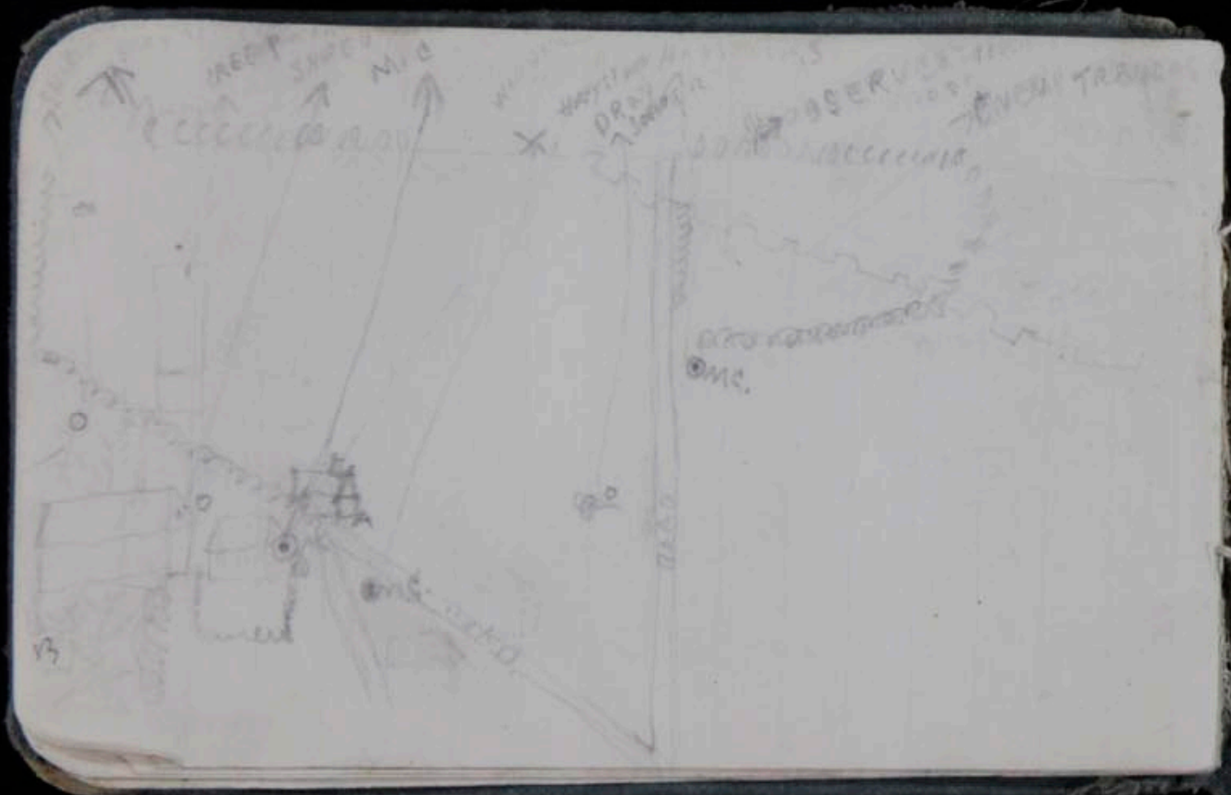
CREEK
SHORE
MUC
DRY
OBSERVER
TRAVERSE
MC.
MC.





Lt Gillespie
Mr Farrow
Brown
~~Black~~
Ross
Fraser
Watson
Archibald
Holmes
Phalmers
Green
Badman
Evans

near (?)
a off shore earthly

Mecanhanism, 1st day
Backwr. movement.

To load gun. take full
Mag. place on Mag post
rotate mag till next recess
full back cocking hand. fully forwd.
(Shw) To fire pressing gr
+ gun will fire & continue to
fire until (one) of Mag. is
empty in which case the
gun will stop at with
C.H. in forewrd position.
(2) forward is released
~~off~~ from trigger in order
recess then mag. will
C.H. in rear. (Shw)
full, mag off show cartridge
[illegible]

fire/

Sequence Backward movement.

after bullet passes gas vent portion of gases begin to escape as vent. the gas passes in gas chamber and negatives + retrac. up end of piston rod forcing piston back with bolt also winding up spring in pinion because rack of pinion engage in teeth of piston Rod in backward movement.

Bars being engaged in fixed arm stable move free arm from right to left taking with it feed arm pawl & thus retaining wheel.

F. & P. rotates magazine

Magazine Mechanism.

As the mag is rotated by feed & P. the cartridge are fed down the elevating channel until the last cartridge is clear of lips when it falls into the opening of the F. of. the tongue on the body engaging first cartridge. The cartridge is positively in position for firing.

elevated pegs ~~[illegible]~~ of May which when the mag. rotates draws the cig under guide & is assisted by right hand side of catg. way on feed Arm

Forward Movement.

Caused by action Return Spring. When trigger pressed ~~release~~ ~~[illegible]~~ bear from bent the teeth in pinion being engaged in ~~[illegible]~~ rack of Piston Rod & the return spring being ~~[illegible]~~ able to unwind itself ~~the~~

Piston Rod is carried forward taking with it the bolt (which is unable to rotate) As bolt moves forward the top extractor meets the base of cartridge held in position by cig guide lh. & drives it forwards ~~&~~ downwards into position The cig & bullets steps governing this movement The fore end of bolt hits the head end of ejector knocking it in, thus knocking tail end out ready for the next movement As locking lugs come

opposite locking recess
the bolt is able to
rotate which it does
by reason of striker
post ~~bearing on line~~
again again cam slot.
~~At the same time~~
Locking lugs home in
" recesses takes force
of discharge.
At the same time
the extractor spring
over & engage behind
rim of ctg in breach
The striker striker
post & Piston Rod

have another inch & ½
to travel before being
home it thus inch &
a half of travel before being home
the striker ~~force~~
pierces the striker
way + face of bolt
hitting cap of round
& causing explosion.

While this has been
happening the cross
on the Feed A. A. Stud
moving along the channel
of tail of Feed Cross
moves the F. A. from
left to right.

taking with it
Feed Arm Paul + Its
Retaining Stud. The
feed Arm Paul. moves
over projection of
Mag + ~~stops out~~ engages behind
read for next movement
the Stg. retaining Stud
moving above face of stop.
Paul. depresses the Paul
thus allowing Mag. to
rotate on the next
movement.

The feed A-P. moving
across the project from
left to right would

have a tendency to
rotate the mag.
in a counter feeding
direction but is
prevented from doing
so by the rebound
paul being engaged
behind a projection
~~in~~ Mag.

4th Day.

Examination + Repairs.

Examine (1) Barrel for
condition of bore, metal fouling,
rifling, + lead corrosion
examine Stg. rim Stop +
thread on muzzle
examine pinion + casing

Trigger Guard
sear for wear &
plunger for thick
oil & dirt.
Gas Regulator for
erosion & carbon
Deposit: Gas cylinder &
Gas Chamber ditto
Clamp ring, screw
for wear & ring for
tightness. tangent
sight leaf elevating
screw & slide for damage
& spring for weakness
Body for play at
both ends & wear
Butt cap for marking

by piston rod - &
for play.
Magazine. Rims
for damage & pays
for destortion by
rotating Handle

Repairs Broken Piston
Armour's Repair
Brk. Return Spg. A. R.
play on component parts
of joints A. R.
To cool quickly.
pull Ex. back. safety off.
up. & atana up

General Description
.303 inch
weight 26 lbs

Contents
Before During + After Firing
1/ (1) Clean all oil from bore (2) tighten barrel, mouth piece (3) tighten clamp screw (4) test feed mechanism (5) Weigh return spring
6/ Oil working parts behind B. L. P. on 7
test Mag's & Ammn. before while filling & spare parts spare.

During Firing
1/ turn gas regulator to prevent seizing
2/ test weigh on R. Sp.
3. Oil Mag. Port + Striker Port. (4) replace partly filled Mag's, fire + return empty Mag's.

After Firing
1/ immediately (1) unload
2/ clean bore, afterward
3/ strip + clean thoroughly
4/ remove nickel fouling from gas vent. (5) replace breakages (6) wash dry but Magazine (7) leave the return spring at zero.

General Description

~~No 10~~
L Cpl. Gillespie 20
" Browne
" Jew 50
Pvt. Chalmers ✓
" Evans. 100
" W Jarrow
" Muir 50
" W. Donell 50
" Wm Crae ~~10~~
" Waston.

300.

No 10
L Cpl. Gillespie
" Browne ✓
" Jew
Chalmers ✓
Evans ✓
~~Jarrow~~
W Jarrow ✓
Muir ✓
W. Donell ✓
Wm. Crae ✓
Watson ✓
11

No 10 Section R.E.
L/Cpl Gillespie R.F.
" Brown
" Lee
Pvt Evans
" McGarrow
Muir
MacDonell
McCrae
Walsen

Btn. Guard 24/6/17

L/Cpl. Gillespie
PVT. Solmie
" Gledhill
" Bagley
" McGlraith
" Chalmers
" Badman

1st Relief

Guard Room	Res
1 Badman 6-8	1 Bagley 6-8
2 Chalmers 8-10	2 Gledhill 8-10
3 Solmie 10-12	3 McGlraith 10-12
4 Bagley 12-2	Badman 12-2
5 Gledhill 2-4	Chalmer 2-4
6 McGlraith 4-6	Solmie 4-6

L/Cpl. Gillespie 6/2631
P.V.T. Holden A.G. 26/1612
" McGlraith J.A. 21707
" Veart A.W. 14510
" Billing P.H. 27205
" Johnstone R.S. 21693
" Bagley J.E. 6/3619
" Ellen

6918 rounds S.A.A. per 2nd

2667 in Mags.
2250 in L.A.A. boxes
2000 with R.A.C.
6917 30.

24
20
81
85

2 × 150 = 170
8-10
8-10
1-10-11
1-16-11

2-4-0
17-11
1-8-5
-14-4
10

Anderson
Badman
Bagley
Billing
Chalmers
Curd
Ellon
Gledhill
Green.
Holden
Mc Leith
Mc Farran
Mc Donell
Stone
Veart
Thompson
Neart

6318 rounds S.A.A. for 2 men

2068 in Mags.
2250 in L.A.A. boxes
2000 with R.A.C
6318

224
20
81
85

158
8-10
6-10-11
1-16-11

170
8-10

2-4-0
17-11
1-8-5
-14-4
1-0
6-13-11

Chalmers
Curd
Ellon
Gledhill
Green.
Holden Johnstone
Mc Gleich
Mc Farrow
Mc Donell
Stone
Veart
Thompson
Palmer
Neart

Front Portion of Limber

Bottom Layer

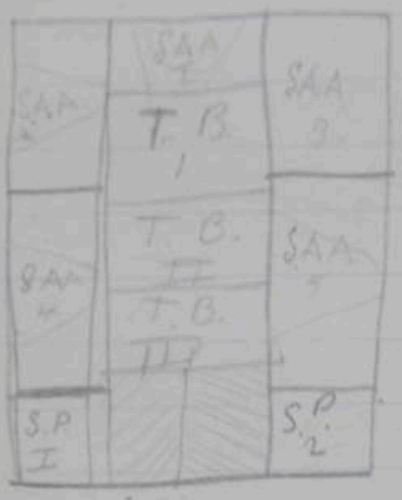

Top Layer

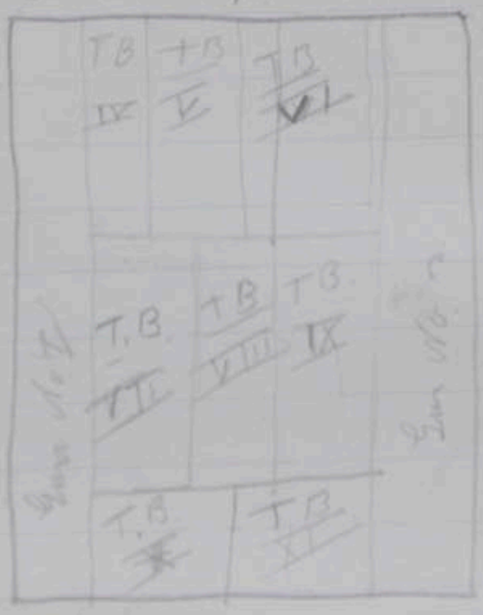

Contents 2 guns
5 boxes S.A.A.
11 Tin Boxes = 88 rnds
2 ½ Pouch Bags

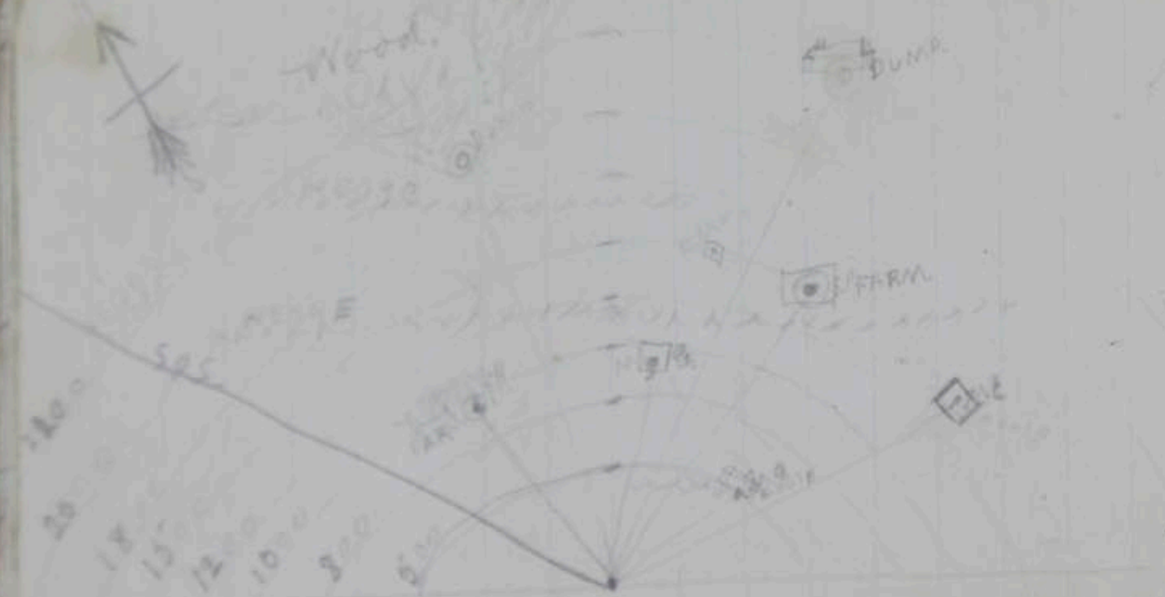
Wood.
DUMP
FARM
SOS
1200
1300
1200
1000
900
800


600


2500
1000
1200
1200
0

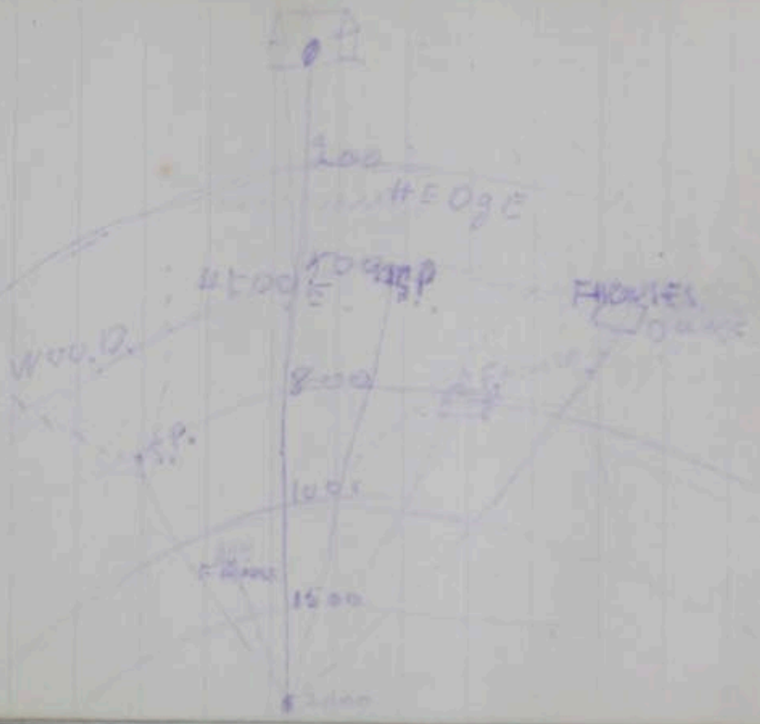
0
200
4200
8000
1000
1500
2000

Separated cases
cleared by means of
cleaning plug. If
separated case does not
come out on point of
next bullet
Long Ammunition
Will give No. 3. Stoppage

Concealment.
Utilise cover.
Operate from flanks
Always surprise
(a) to assist movement
(b) to prevent "

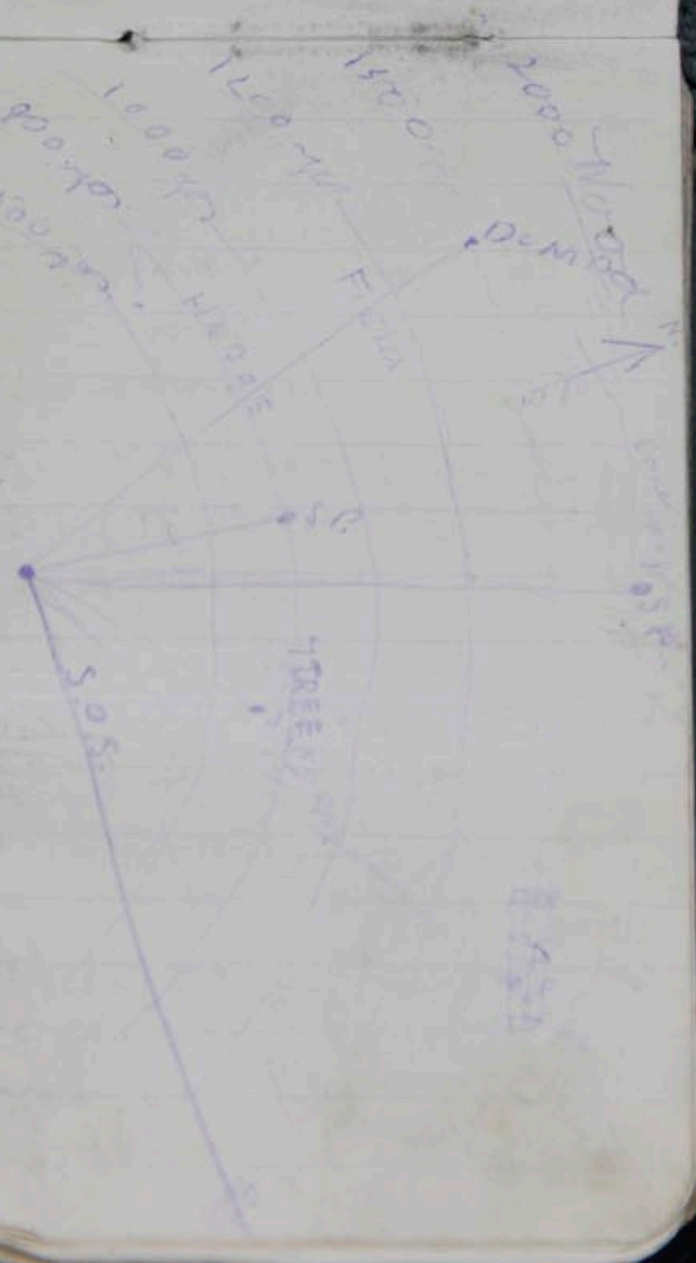
500 yds
400 yds
300 yds
200 yds
100 yds
S.P.
S.P.
S.P.

Owing to too many lbs
having fallen down
If rim is broken
lo clg. is not allowed to
leave Mag. No 3
will probably cause
Pistol Red Broken Gun
continue to fire
but will eventually
stop owing to burning up
of broken ends
Rebound Paul worn
or broken Gun will
probably fire single
shots & stop in No 1 Pos
Return Spring
When weak. A stop

first Pos. when Broken
will probably stop in
No 3 position.
Striker Post Broken.
Mecanism may
jam in any position
Stop Paul & Spring
If worn No. 3. Position
May occur if Broken
No. 1 & 6 H. cannot be with drawn 3 mds.
Bulged rounds & separate bases
usually in front of trigger
a badly bulged round
may possibly fire No. 3. stop
Bulged rounds may be
cleared by if a full or single
round C.H. & pick back

Stoppages in addition

Friction fouling Etc.

Gun may stop I Pos. cause friction in gas cylinder or working parts of gun & also owing to gas regulator or gas cylinder being fouled

Remedy — Clean parts affected.

Gas Reg. Key Missing.

May stop No 1 or No 2. Pos. owing to shortness Gas Reg. turned round.

Remedy — Put right & oil

Hard Extraction

If friction & Hard Extract are very bad, gun may stop at No I

Remedy. Change Clean gun.

Broad Part No 8.

Mag's. Damaged or broken

If Mag rim is bent or projections worn the feed arm pawl will not rotate the Mag.

If Mag is bent the stop Pawl will not engage in front of projection on Mag-

A/ ~~B~~ Immediate ~~action~~
chang. clip guide Spg.
B/. If empty case left in chamber
change bolt & eject empty case
C/ If empty case is on face of bolt
or in the bolt-way examine for
broken ejector & replace

D/. Broken ejector

Position C.H.	Immediate Action
1/ In forward Position.	1/ If Mag. cannot be rotated pull back C.H. & press trigger. 2/ If Gun will not fire remove Mag & Draw back C.H. if ctg is ejected examine for ~~1A. worn or Broken striker~~ ~~2B or 2C~~ ~~If no ctg is ejected examine for 2B or 2C.~~
2/ Over thumb piece on left of Carr.	Pull back C.H. & continue firing. if stoppage occurs again turn large hole in Gas Reg. to rear. & oil all working parts behind Body Lr. Pin
3/ Behind thumb piece on safty catch	Pull back C.H. & raise safty catch remove Mag. push back line round safty Position under Ctg guide Spg. —A if chamber is empty continue if stoppage occurs again with chamber empty

Probable Cause.

1/ (a) Empty space in Mag.
(B) Misfire due defective
2A worn or Broken striker.
2B or 2C worn or Broken feed pawl spring
3 B Bent or worn Mag.

A. Hard extraction

B. Friction in gas cylinder or working Parts of Gun.

A. fault in feed due to breakage mechanism or faulty action of ctg G. Spring

B/ Broken extractors or dirt under extractor

1 Sec. 30 rounds
1 man carries 30 rounds

Ammunition Supply

Regular men carries 48 rounds per arms

Eight 2000 rounds per post "Dertrichter along bays the standard must be maintained day by day.
6000 rounds per gun in Brigade Reserve dumps: inland by 0.S.C. Ammo Regt'Rs on wheels this must be touched only in emergency Rifle C.M.L. or transport lines.

Characteristics of Lewis Gun

Stoppages

I must be able to recognize any part of each mag. Acquainted Cor. F. & F. C. Roots. Able to take place should he become a casualty. Carry Revolver.

Art 3. Mag. ~~Jeff~~ fills Kep. No 3 suffices with Mag. When not filling Mag. Keep a sharp look out & act as bayonet man. Must always be in a position where he can

observe No 1 & 2 Opn. fire. takes No 2 place in event of casualty to No 1 or 2.

No 4

Same as No 3. except takes the place

Alarm.

Should there be an alarm three rearing men of Kel will stand too in rear of gate of fire but must always be in position to observe & take place.

Lecture. 2nd Day.

Organisation & Form

Plat. consist. of Plat. Hq
Officers & Sgt. & Sgt. R.G.
Sec. 1 m.t.o. men. Rank & file
1 N.C.O. & men R.G. Sec. 1 N.C.O.
& men Rifle Sec. 1 N.C.O.
& men

Duties Sgt. N.C.O. & Duties

The N.C.O. is responsible
to Plat. Comd. for Efficiency
& general well being of Sec.
2) Responsible for care &
cleaning of Gun & condition
of Sec.

If Class not fire Gun
but Controls its Action

must know Rights &
Duties of each
Gun & O.S. Sec.
Know Responsibility
Provide C.T. &
Close Cover Movements
& arrange for Replacing
in Action, charge of
Section. Should N.C.O.
become K Class Gunner
Rank & File.

No. 2.

Asst. N.C.O. assists
Gun Keep Limbers.

Carries S.A.A. &c

No 10. Section
Requirements

6/2631 Rifl. Gillespie R.J. ~~Haversack~~ X
~~24136 Pvt. Brown~~ Patch. Iden disc
& Hanswife.
24136 P.V.T. Brown 4th. Braces (X)

29198 " Trowell Hanswife
~~6/2240~~ "
29304 " Rowe

6/3240 " Archibald. Patch
Ident Disc
6/2333 " Tredd Trousers (X)
Knife, Fork, spoon,
~~21612 " Ross~~

14171 " Watson Puttees (X)

20787 " Chalmers Dib sheet Tunics X
Puttees X Field Dressing
6/2343 " Badman Braces (X)
pull through X. Haversack X.
11581 " Tolmie

14973 " Greer Braces X Dixie X

23814 " Evans Pay Book, Bayonet.
Clasp knife. Iden disc Field Dressing
27251 " Ellen ~~H.S.~~ (X) Hanswife (X)

America



L/Cpl. Gillespie R. J.
Pvt. Wm Farrow
" Fridd
" Archibald
" Ross
" Chalmers
" Tolmie
" Badman
" Rowe
" Brown
" ~~[illegible]~~
" Greer
" Watson
"

30 Gillespie
42 Wright
52 Brown

19 Snap shooting
4 secs.

	Total
Lt. Gillespie	
score 3 3 3	9.
Montgomery	
score 3	3
McGraith	
score 3	3
Wright P.V.T.	
score 3 3 3.	9
Chalmers. P.V.T	
score 0	0
Brown G.A. P.V.T	
score 3 3 3.	9
Maidens P.V.T.	
score 0	0

10 rounds papier
14 magazin 1 chambre

	Total
L. K. Gillespie	
Score 3 3 2 1 1	10
Montgomery P.V.T.	
Score 3 2 1	6
McStraith P.V.T.	
Score 3 3 2 1 0000000	9
Wright P.V.T.	
Score 3 3 3 3 3 2 2	19
Chalmers P.V.T.	
Score 3 3 2 2 1 1 1 1	14
Brown G.A. P.V.T.	
Score 3 3 3 2 2 3 3 3 3 2 2	28
Madens P.V.T.	
Score 3	3

1		4
S 4A	T B	S 4A
S 4A 2	T B / T B	5 S 4A
SP		SP

Application Standing

		total
Lieut. Gallagher		
Score	0.3.2.3.3	11.
Montgomery P.V.T.		
Score	2.3.0.0.2	07
McGlraith 7.4. P.V.T.		
Score	3.3.0.3.3	12.
Wright P.V.T.		
Score	4.3.3.4.0	14
Chalmers P.V.T.		
Score	2.3.2.1.1	9
Brown 2.4. P.V.T.		
Score	3.4.3.3.2	15
Maidens P.V.T.		
Score	3.3.3.4.4	17

Mc E. Lt

1 N.C.O. & 6 men
Report 5-20 P.M.
Company Orderroom

Lt. Gillespie
Holden
McIlrath
Vear
Billing
Johnstone
Bagley.

Baths 13/4/16
Lch Gillespie
" Botchner
L.T. Sibbald
" McGillen
" Wintle
" Hearn
" Henderson
" Mahoney
" Giles

3.3.3.4.4

Mr E. Lloyd

24 £2 2 0.8
30 £2 10
31 " 6-13-11
19 " £3-6-1
104 £

£1-9-0
1 8-8
14-4
17-11
2 24-6
6-13-11

Shortage
Rowe. Trousers Putties

Roberton Trousers X
Fraudl Boots X
Wright- putties X Boots

Thomson LD
W Smith MO
Mettam MO
Blackwood LD
Pte E A Thompson Hospital

Lund. ✓ W. Elraith ✓
Holden ✓ Bagle ✓ ✓
Vearn ✓ Glasfield ✓
Ellen ✓ Tolmie
W. Smith ✓
Sullivan ✓
W. Donell ✓
Johnstone +
Anderson +
W. Jarrow ✓
Stone ✓
Shalmers ✓ ✓
Green — ✓
Thompson ✓
Badman ✓ ✓
Billing ✓

Shortages
L.B. Gillespie. Frog Cutter
L/Cpl Anderson. Tunic & Badges
Knowlwfe.
Billing Braces ✗
L/Cpl. Bidelwa. — Clasp Knife ✗
Hearn. Ident. Disc. Trousers
& Puttees ✗
Anderson Trousers & Puttees ✗
Holden A.B Dixie Housewife
~~Clasp Knife~~ Ident. Disc.
W. Elraith Trousers &
Puttees ✗
Giles. Braces ✗ Water Bottle ✗
Brown. Boots ✗.
Stone Entrenching Handle Field
Dressing

P.A. Helmets 22/.17
Blakemore A.J. (X)
Thompson E. Ar. (X)
Corlet D.R. (X)
Veart. H.W. P.H.
Billings. Extension for Box Resp.
Bagley F.E. Extension for Box Resp.
& P.H. Helmet. new.
Badman H. Box Resp. new.
Mc-Cabbalat J. eye piece & P.H.
McDonell, Ext. & P.H.
Johnstone R.E. P.H.
Mc Jarrow eye piece (X)
Gillespie R.T. Ext.

To 10 Section.
Gillespie & H. XX
Brown. XX
Holden XX
Anderson X
Giles X
Billing X
Bitchner XX
Henderson X
Mc Clath XX

Strong Boggets.
Sullivan Eye piece.
Ellen. "
Gleeson New.
Mc Donell.
Lewis Eye piece
Johnstone New
Billing New
Holden Eye piece

10660 | 63360 (5.94
53300
10060
9380
47600

£1 - 9 - 0
1 - 8 - 8
0 - 14 - 6
0 - 17 - 11
1 - 2
5 - 11 - 11

£9 - 4 - 0
5 11 3 6
£3 - 12 - 8

180
190
260

Baths 6/4/17

Bitaloner
Gillespie L.S.
Heaton
Giles
Wright
Trained

9/4/17 Baths

51
36
31
92

9 - 4 - 0

L. G. Gillespie
" Butchner
R.V.T. Billing
" Brown ~~Giles~~
" Giles
" Hearn
" Henderson
" Holden
" Wm Elwraith
" Roberston
" Rowe
" Stone
" Trowell
" Wright

6/4/17 Mess Orders

L. G. Gillespie
~~Anderson~~
Butchner Sgt.
Billing
Giles +
Hearn +
Henderson +
Wm Elwraith +
Wm Roberston +
Rowe +
Trowell +
~~Thompson~~
Wright +
Holden
Brown
Stone

4/ 4/17

Baths

Bitchner.

Giles.

~~Wright.~~

~~Bredhead.~~ 6.— 35.

Billing

Anderson.

Robertson

Anderson

Mc. Alarth

9/1751
Wt Wilson
W.J.W.G.

Dalley R.

Zero 10 am. Leave Canterbury
" 10-15 Leading Platoon in green line
10.30 10.45 Wave nine forward
11 am. Blue Dotted line
11 - 13 wave forward
11 - 30 at Post at A.

6/3897 Pte E.A. Thompson
Trade, Farmer. R.C.S.
(21 aged) Mr H. Thompson

Gillespie L.Cpl. 1/4/17
Anderson X
Bitchner X 29/3/17
Billing X
Blakemore X
Coilet X
Fridd X
Giles X
Grey X
Hearn X
Henderson X
Mahoney X
Mc Gillen X
Briand
Thomson
Fitzpatrick
Montgomery
Fairbrake

20
30
52

Partners

R F Gillespie

R F Gillespie
4 Platoon
2 Company
2 Battalion
W.A.R.A.F.